

Science Standards of Learning Curriculum Framework 2010



Grade Five

Board of Education
Commonwealth of Virginia

Copyright © 2010

by the

Virginia Department of Education
P.O. Box 2120
Richmond, Virginia 23218-2120
<http://www.doe.virginia.gov>

All rights reserved. Reproduction of these materials for instructional purposes in public school classrooms in Virginia is permitted.

Superintendent of Public Instruction

Patricia I. Wright, Ed.D.

Assistant Superintendent for Instruction

Linda M. Wallinger, Ph.D.

Office of Standards, Curriculum, and Instruction

Mark R. Allan, Ph.D., Director
Barbara P. Young, Science Specialist
Paula J. Klonowski, Science Coordinator

NOTICE

The Virginia Department of Education does not discriminate on the basis of race, sex, color, national origin, religion, age, political affiliation, veteran status, or against otherwise qualified persons with disabilities in its programs or activities.

The 2010 *Science Curriculum Framework* can be found in PDF and Microsoft Word file formats on the Virginia Department of Education's Web site at <http://www.doe.virginia.gov>.

Virginia Science Standards of Learning Curriculum Framework 2010

Introduction

The *Science Standards of Learning Curriculum Framework* amplifies the *Science Standards of Learning for Virginia Public Schools* and defines the content knowledge, skills, and understandings that are measured by the Standards of Learning tests. The Science Curriculum Framework provides additional guidance to school divisions and their teachers as they develop an instructional program appropriate for their students. It assists teachers as they plan their lessons by identifying essential understandings and defining the essential content knowledge, skills, and processes students need to master. This supplemental framework delineates in greater specificity the minimum content that all teachers should teach and all students should learn.

School divisions should use the *Science Curriculum Framework* as a resource for developing sound curricular and instructional programs. This framework should not limit the scope of instructional programs. Additional knowledge and skills that can enrich instruction and enhance students' understanding of the content identified in the Standards of Learning should be included as part of quality learning experiences.

The Curriculum Framework serves as a guide for Standards of Learning assessment development. Assessment items may not and should not be a verbatim reflection of the information presented in the Curriculum Framework. Students are expected to continue to apply knowledge and skills from Standards of Learning presented in previous grades as they build scientific expertise.

The Board of Education recognizes that school divisions will adopt a K–12 instructional sequence that best serves their students. The design of the Standards of Learning assessment program, however, requires that all Virginia school divisions prepare students to demonstrate achievement of the standards for elementary and middle school by the time they complete the grade levels tested. The high school end-of-course Standards of Learning tests, for which students may earn verified units of credit, are administered in a locally determined sequence.

Each topic in the *Science Standards of Learning Curriculum Framework* is developed around the Standards of Learning. The format of the Curriculum Framework facilitates teacher planning by identifying the key concepts, knowledge and skills that should be the focus of instruction for each standard. The Curriculum Framework is divided into two columns: Understanding the Standard (K-5); Essential Understandings (middle and high school); and Essential Knowledge, Skills, and Processes. The purpose of each column is explained below.

Understanding the Standard (K-5)

This section includes background information for the teacher. It contains content that may extend the teachers' knowledge of the standard beyond the current grade level. This section may also contain suggestions and resources that will help teachers plan instruction focusing on the standard.

Essential Understandings (middle and high school)

This section delineates the key concepts, ideas and scientific relationships that all students should grasp to demonstrate an understanding of the Standards of Learning.

Essential Knowledge, Skills and Processes (K-12)

Each standard is expanded in the Essential Knowledge, Skills, and Processes column. What each student should know and be able to do in each standard is outlined. This is not meant to be an exhaustive list nor a list that limits what is taught in the classroom. It is meant to be the key knowledge and skills that define the standard.

Grade Five Science Strand

Scientific Investigation, Reasoning, and Logic

This strand represents a set of systematic inquiry skills that defines what a student will be able to do when conducting activities and investigations, and represents the student understanding of the nature of science. The various skill categories are described in the “Investigate and Understand” section of the Introduction to the *Science Standards of Learning*, and the skills in science standard 5.1 represent more specifically what a student should be able to do as a result of science experiences in fifth grade. Across the grade levels, the skills in the “Scientific Investigation, Reasoning, and Logic” strand form a nearly continuous sequence of investigative skills and an understanding of the nature of science. It is important that the classroom teacher understand how the skills in standard 5.1 are a key part of this sequence (i.e., K.1, K.2, 1.1, 2.1, 3.1, 4.1, 5.1, and 6.1). The fifth-grade curriculum should ensure that skills from preceding grades are continuously reinforced and developed.

Standard 5.1

Strand: Scientific Investigation, Reasoning, and Logic

- 5.1 The student will demonstrate an understanding of scientific reasoning, logic, and the nature of science by planning and conducting investigations in which
- a) items such as rocks, minerals, and organisms are identified using various classification keys;
 - b) estimates are made and accurate measurements of length, mass, volume, and temperature are made in metric units using proper tools;
 - c) estimates are made and accurate measurements of elapsed time are made using proper tools;
 - d) hypotheses are formed from testable questions;
 - e) independent and dependent variables are identified;
 - f) constants in an experimental situation are identified;
 - g) data are collected, recorded, analyzed, and communicated using proper graphical representations and metric measurements;
 - h) predictions are made using patterns from data collected, and simple graphical data are generated;
 - i) inferences are made and conclusions are drawn;
 - j) models are constructed to clarify explanations, demonstrate relationships, and solve needs; and
 - k) current applications are used to reinforce science concepts.

Overview

The skills in standard 5.1 are intended to define the “investigate” component and the understanding of the nature of science for all of the other fifth-grade standards (5.2–5.7). The intent of standard 5.1 is for students to continue to develop a range of inquiry skills, achieve proficiency with those skills, and develop and reinforce their understanding of the nature of science in the context of the concepts developed at the fifth-grade level. **Standard 5.1 does not require a discrete unit be taught on scientific investigation because the skills that make up the standard should be incorporated in all the other fifth-grade standards.** It is also intended that by developing these skills, students will achieve a greater understanding of scientific inquiry and the nature of science and will more fully grasp the content-related concepts.

Standard 5.1

Strand: Scientific Investigation, Reasoning, and Logic

<p>5.1 The student will demonstrate an understanding of scientific reasoning, logic, and the nature of science by planning and conducting investigations in which</p> <ul style="list-style-type: none"> a) items such as rocks, minerals, and organisms are identified using various classification keys; b) estimates are made and accurate measurements of length, mass, volume, and temperature are made in metric units using proper tools; c) estimates are made and accurate measurements of elapsed time are made using proper tools; d) hypotheses are formed from testable questions; e) independent and dependent variables are identified; f) constants in an experimental situation are identified; g) data are collected, recorded, analyzed, and communicated using proper graphical representations and metric measurements; h) predictions are made using patterns from data collected, and simple graphical data are generated; i) inferences are made and conclusions are drawn; j) models are constructed to clarify explanations, demonstrate relationships, and solve needs; and k) current applications are used to reinforce science concepts. 	
<p>Understanding the Standard (Background Information for Instructor Use Only)</p>	<p>Essential Knowledge, Skills, and Processes</p>
<ul style="list-style-type: none"> • The nature of science refers to the foundational concepts that govern the way scientists formulate explanations about the natural world. The nature of science includes the following concepts: <ul style="list-style-type: none"> a) the natural world is understandable; b) science is based on evidence, both observational and experimental; c) science is a blend of logic and innovation; d) scientific ideas are durable yet subject to change as new data are collected; e) science is a complex social endeavor; and f) scientists try to remain objective and engage in peer review to help avoid bias. <p>In grade five, an emphasis should be placed on concepts a, b, c, d, and e.</p> • Science assumes that the natural world is understandable. Scientific inquiry can provide explanations about nature. This expands students’ thinking from just a knowledge of facts to understanding how facts are relevant to everyday life. • Science demands evidence. Scientists develop their ideas based on evidence and they change their ideas when new evidence becomes available or the old evidence is viewed in a different way. 	<p>In order to meet this standard, it is expected that students will</p> <ul style="list-style-type: none"> • use classification keys to identify rocks, minerals, and organisms. • select and use the appropriate instruments, including centimeter rulers, meter sticks, graduated cylinders, balances, stopwatches, and thermometers for making basic measurements. • make reasonable estimations of length, mass, volume, and elapsed time. • measure length, mass, volume, and temperature using metric measures. This includes millimeters, centimeters, meters, kilometers, grams, kilograms, milliliters, liters, and degrees Celsius. • use a testable question to form a hypothesis as cause and effect (e.g., “if..., then...”) statement. • analyze the variables in a simple experiment and identify the independent and dependent variables, and the constants. • collect, record, analyze, and report data, using charts and tables, and translate numerical data into bar or line graphs. • make predictions based on trends in data. This requires the recognition

Standard 5.1

Strand: Scientific Investigation, Reasoning, and Logic

<p>5.1 The student will demonstrate an understanding of scientific reasoning, logic, and the nature of science by planning and conducting investigations in which</p> <ol style="list-style-type: none"> a) items such as rocks, minerals, and organisms are identified using various classification keys; b) estimates are made and accurate measurements of length, mass, volume, and temperature are made in metric units using proper tools; c) estimates are made and accurate measurements of elapsed time are made using proper tools; d) hypotheses are formed from testable questions; e) independent and dependent variables are identified; f) constants in an experimental situation are identified; g) data are collected, recorded, analyzed, and communicated using proper graphical representations and metric measurements; h) predictions are made using patterns from data collected, and simple graphical data are generated; i) inferences are made and conclusions are drawn; j) models are constructed to clarify explanations, demonstrate relationships, and solve needs; and k) current applications are used to reinforce science concepts. 	
<p style="text-align: center;">Understanding the Standard (Background Information for Instructor Use Only)</p>	<p style="text-align: center;">Essential Knowledge, Skills, and Processes</p>
<ul style="list-style-type: none"> • Science uses both logic and innovation. Innovation has always been an important part of science. Scientists draw upon their creativity to visualize how nature works, using analogies, metaphors, and mathematics. • Scientific ideas are durable yet subject to change as new data are collected. The main body of scientific knowledge is very stable and grows by being corrected slowly and having its boundaries extended gradually. Scientists themselves accept the notion that scientific knowledge is always open to improvement and can never be declared absolutely certain. New questions arise, new theories are proposed, new instruments are invented, and new techniques are developed. • Science is a complex social endeavor. It is a complex social process for producing knowledge about the natural world. Scientific knowledge represents the current consensus among scientists as to what is the best explanation for phenomena in the natural world. This consensus does not arise automatically, since scientists with different backgrounds from all over the world may interpret the same data differently. To build a consensus, scientists communicate their findings to other scientists and attempt to replicate one another’s findings. In order to model the work of professional scientists, it is essential for fifth-grade students to engage in frequent discussions with peers about their understanding of 	<p>of patterns and trends and determination of what those trends may represent.</p> <ul style="list-style-type: none"> • make inferences and draw conclusions. • distinguish between inferences and conclusions. • construct a physical model to clarify an explanation, demonstrate a relationship, or solve a need.

Standard 5.1

Strand: Scientific Investigation, Reasoning, and Logic

<p>5.1 The student will demonstrate an understanding of scientific reasoning, logic, and the nature of science by planning and conducting investigations in which</p> <ul style="list-style-type: none"> a) items such as rocks, minerals, and organisms are identified using various classification keys; b) estimates are made and accurate measurements of length, mass, volume, and temperature are made in metric units using proper tools; c) estimates are made and accurate measurements of elapsed time are made using proper tools; d) hypotheses are formed from testable questions; e) independent and dependent variables are identified; f) constants in an experimental situation are identified; g) data are collected, recorded, analyzed, and communicated using proper graphical representations and metric measurements; h) predictions are made using patterns from data collected, and simple graphical data are generated; i) inferences are made and conclusions are drawn; j) models are constructed to clarify explanations, demonstrate relationships, and solve needs; and k) current applications are used to reinforce science concepts. 	
<p style="text-align: center;">Understanding the Standard (Background Information for Instructor Use Only)</p>	<p style="text-align: center;">Essential Knowledge, Skills, and Processes</p>
<p>their investigations.</p> <ul style="list-style-type: none"> • Systematic investigations require standard measures and consistent and reliable tools. Metric measures are a standard way to make measurements and are recognized around the world. • A classification key is an important tool used to help identify objects and organisms. It consists of a branching set of choices organized in levels, with most levels of the key having two choices. Each level provides more specific descriptors, eventually leading to identification. • A hypothesis is an educated guess/prediction about what will happen based on what you already know and what you have already learned from your research. It must be worded so that it is “testable.” The hypothesis can be written as an “If..., then...” statement, such as “If all light is blocked from a plant for two weeks, then the plant will die.” • An independent variable is the factor in an experiment that is altered by the experimenter. The independent variable is purposely changed or manipulated. • A dependent variable is the factor in an experiment that changes as a result of the manipulation of the independent variable. • The constants in an experiment are those things that are purposefully 	

Standard 5.1

Strand: Scientific Investigation, Reasoning, and Logic

<p>5.1 The student will demonstrate an understanding of scientific reasoning, logic, and the nature of science by planning and conducting investigations in which</p> <ul style="list-style-type: none"> a) items such as rocks, minerals, and organisms are identified using various classification keys; b) estimates are made and accurate measurements of length, mass, volume, and temperature are made in metric units using proper tools; c) estimates are made and accurate measurements of elapsed time are made using proper tools; d) hypotheses are formed from testable questions; e) independent and dependent variables are identified; f) constants in an experimental situation are identified; g) data are collected, recorded, analyzed, and communicated using proper graphical representations and metric measurements; h) predictions are made using patterns from data collected, and simple graphical data are generated; i) inferences are made and conclusions are drawn; j) models are constructed to clarify explanations, demonstrate relationships, and solve needs; and k) current applications are used to reinforce science concepts. 	
<p style="text-align: center;">Understanding the Standard (Background Information for Instructor Use Only)</p>	<p style="text-align: center;">Essential Knowledge, Skills, and Processes</p>
<p>kept the same throughout the experiment.</p> <ul style="list-style-type: none"> • When conducting experiments, data are collected, recorded, analyzed, and communicated using proper graphical representations and metric measurements. • Systematic investigations require organized reporting of data. The way the data are displayed can make it easier to see important patterns, trends, and relationships. Bar graphs and line graphs are useful tools for reporting discrete data and continuous data, respectively. • A scientific prediction is a forecast about what may happen in some future situation. It is based on the application of factual information and principles and recognition of trends and patterns. • Estimation is a useful tool for making approximate measures and giving general descriptions. In order to make reliable estimates, one must have experience using the particular unit. • An inference is a tentative explanation based on background knowledge and available data. • A conclusion is a summary statement based on the results of an investigation. Scientific conclusions are based on verifiable observations (science is empirical). 	

Standard 5.1

Strand: Scientific Investigation, Reasoning, and Logic

<p>5.1 The student will demonstrate an understanding of scientific reasoning, logic, and the nature of science by planning and conducting investigations in which</p> <ol style="list-style-type: none"> a) items such as rocks, minerals, and organisms are identified using various classification keys; b) estimates are made and accurate measurements of length, mass, volume, and temperature are made in metric units using proper tools; c) estimates are made and accurate measurements of elapsed time are made using proper tools; d) hypotheses are formed from testable questions; e) independent and dependent variables are identified; f) constants in an experimental situation are identified; g) data are collected, recorded, analyzed, and communicated using proper graphical representations and metric measurements; h) predictions are made using patterns from data collected, and simple graphical data are generated; i) inferences are made and conclusions are drawn; j) models are constructed to clarify explanations, demonstrate relationships, and solve needs; and k) current applications are used to reinforce science concepts. 	
<p style="text-align: center;">Understanding the Standard (Background Information for Instructor Use Only)</p>	<p style="text-align: center;">Essential Knowledge, Skills, and Processes</p>
<ul style="list-style-type: none"> • Scientific modeling is the process of generating abstract, conceptual, graphical and/or mathematical models. It is an approximation or simulation of a real system that omits all but the most essential variables of the system. In order to create a model, a scientist must first make some assumptions about the essential structure and relationships of objects and/or events in the real world. These assumptions are about what is necessary or important to explain the phenomena. • It is important for students to apply the science content that they have learned to current issues and applications. 	

Grade Five Science Strand

Force, Motion, and Energy

This strand focuses on student understanding of what force, motion, and energy are and how the concepts are connected. The major topics developed in this strand include magnetism, types of motion, simple and compound machines, and energy forms and transformations, especially electricity, sound, and light. This strand includes science standards K.3, 1.2, 2.2, 3.2, 4.2, 4.3, 5.2, 5.3, 6.2, and 6.3.

- | | |
|-----|---|
| 5.2 | <p>The student will investigate and understand how sound is created and transmitted, and how it is used. Key concepts include</p> <ul style="list-style-type: none">a) compression waves;b) vibration, compression, wavelength, frequency, amplitude;c) the ability of different media (solids, liquids, and gases) to transmit sound; andd) uses and applications of sound waves. |
|-----|---|

Overview

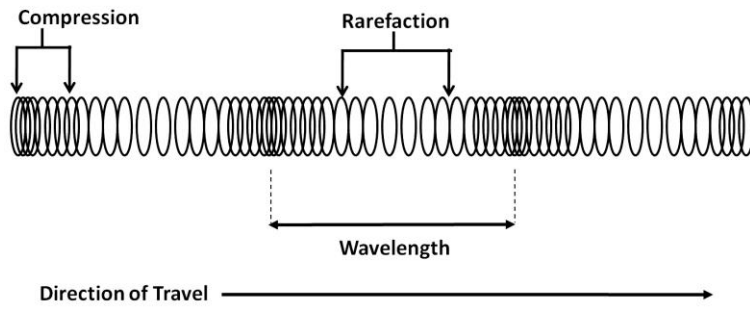
This standard introduces the concept of what sound is and how sound is transmitted. The students are introduced to scientific vocabulary and the phenomena of compression waves, frequency, waves, wavelength, and vibration in this standard. Students should make predictions about and experiment with the transmission of sound. It is intended that students will actively develop and utilize scientific investigation, reasoning, and logic skills (5.1) in the context of the key concepts presented in this standard.

- 5.2 The student will investigate and understand how sound is created and transmitted, and how it is used. Key concepts include
- a) compression waves;
 - b) vibration, compression, wavelength, frequency, amplitude;
 - c) the ability of different media (solids, liquids, and gases) to transmit sound; and
 - d) uses and applications of sound waves.

Understanding the Standard
(Background Information for Instructor Use Only)

- Sound is a form of energy produced and transmitted by vibrating matter.
- Sound waves are compression (longitudinal) waves.
- When compression (longitudinal) waves move through matter (solid, liquid, or a gas), the molecules of the matter move backward and forward in the direction in which the wave is traveling. As sound waves travel, molecules are pressed together in some parts (compression) and in some parts are spread out (rarefaction). A child’s toy in the form of a coil is a good tool to demonstrate a compression (longitudinal) wave.

Compression (Longitudinal) Wave



- The frequency of sound is the number of wavelengths in a given unit of time.
- The wavelength of sound is the distance between two compressions or between two rarefactions. The wavelength can be measured from any

Essential Knowledge, Skills, and Processes

- In order to meet this standard, it is expected that students will
- use the basic terminology of sound to describe what sound is, how it is formed, how it affects matter, and how it travels.
 - create and interpret a model or diagram of a compression wave.
 - explain why sound waves travel only where there is matter to transmit them.
 - explain the relationship between frequency and pitch.
 - design an investigation to determine what factors affect the pitch of a vibrating object. This includes vibrating strings, rubber bands, beakers/bottles of air and water, tubes (as in wind chimes), and other common materials.
 - compare and contrast sound traveling through a solid with sound traveling through the air. Explain how different media (solid, liquid, and gas) will affect the transmission of sound.
 - compare and contrast the sound (voice) that humans make and hear to those of other animals. This includes bats, dogs, and whales.
 - compare and contrast how different kinds of musical instruments make sound. This includes string instruments, woodwinds, percussion instruments, and brass instruments.

Standard 5.2

Strand: Force, Motion, and Energy

<p>5.2 The student will investigate and understand how sound is created and transmitted, and how it is used. Key concepts include</p> <ul style="list-style-type: none"> a) compression waves; b) vibration, compression, wavelength, frequency, amplitude; c) the ability of different media (solids, liquids, and gases) to transmit sound; and d) uses and applications of sound waves. 	
<p>Understanding the Standard (Background Information for Instructor Use Only)</p>	<p>Essential Knowledge, Skills, and Processes</p>
<p>point on a wave as long as it is measured to the same point on the next wave.</p> <ul style="list-style-type: none"> • When we talk, sound waves travel in air. Sound also travels in liquids and solids. Sound waves must have a medium through which to travel. In a vacuum sound cannot travel because there is no matter for it to move through. • Pitch is determined by the frequency of a vibrating object. Objects vibrating faster have a higher pitch than objects vibrating slower. A change in frequency of sound waves causes an audible sensation—a difference in pitch. • Amplitude is the amount of energy in a compression (longitudinal) wave and is related to intensity and volume. For example, when a loud sound is heard, it is because many molecules have been vibrated with much force. A soft sound is made with fewer molecules being vibrated with less force. • Sound travels more quickly through solids than through liquids and gases because the molecules of a solid are closer together. Sound travels the slowest through gases because the molecules of a gas are farthest apart. • Some animals make and hear ranges of sound vibrations different from those that humans can make and hear. • Musical instruments vibrate to produce sound. There are many different types of musical instruments and each instrument causes the vibrations in different ways. The most widely accepted way to classify musical instruments is to classify them by the way in which the sound is produced by the instrument. The four basic classifications are percussion instruments (e.g., drums, cymbals), stringed instruments 	

Standard 5.2

Strand: Force, Motion, and Energy

5.2 The student will investigate and understand how sound is created and transmitted, and how it is used. Key concepts include a) compression waves; b) vibration, compression, wavelength, frequency, amplitude; c) the ability of different media (solids, liquids, and gases) to transmit sound; and d) uses and applications of sound waves.	
Understanding the Standard (Background Information for Instructor Use Only)	Essential Knowledge, Skills, and Processes
(e.g., violin, piano, guitar), wind instruments (e.g., flute, clarinet, trumpet, trombone), and electronic instruments (e.g., electronic organ, electric guitar).	

- 5.3 The student will investigate and understand basic characteristics of visible light and how it behaves. Key concepts include
- a) transverse waves;
 - b) the visible spectrum;
 - c) opaque, transparent, and translucent;
 - d) reflection of light from reflective surfaces; and
 - e) refraction of light through water and prisms.

Overview

Concepts related to light are introduced at the fifth-grade level. Standard 5.3 focuses on the characteristics of visible light and the tools that aid in the production and use of light. Instruction should center on the basic science concerning light energy and how we use light in our daily lives. A related science standard is 4.2, which focuses on forms of energy and provides a foundation for understanding that light is energy. It is intended that students will actively develop and utilize scientific investigation, reasoning, and logic skills (5.1) in the context of the key concepts presented in this standard.

Standard 5.3

Strand: Force, Motion, and Energy

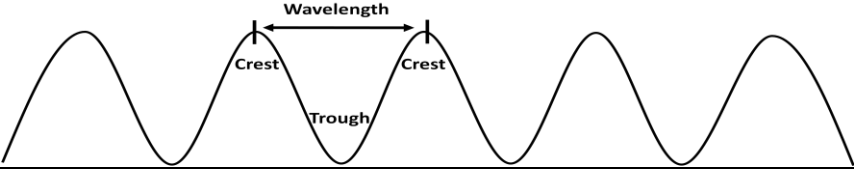
<p>5.3 The student will investigate and understand basic characteristics of visible light and how it behaves. Key concepts include</p> <ul style="list-style-type: none"> a) transverse waves; b) the visible spectrum; c) opaque, transparent, and translucent; d) reflection of light from reflective surfaces; and e) refraction of light through water and prisms. 	
<p>Understanding the Standard (Background Information for Instructor Use Only)</p>	<p>Essential Knowledge, Skills, and Processes</p>
<ul style="list-style-type: none"> • Light has properties of both a wave and a particle. Recent theory identifies light as a small particle, called a photon. A photon moves in a straight line. In both the light wave and photon descriptions, light is energy. • Because light has both electric and magnetic fields, it is referred to as electromagnetic radiation. Light waves move as transverse waves and travel through a vacuum at a speed of approximately 186,000 miles per second (2.99×10^8 meters per second). Compared to sound, light travels extremely fast. It takes light from the sun less than 8½ minutes to travel 93 million miles (150 million kilometers) to reach Earth. • Unlike sound, light waves travel in straight paths called rays and do not need a medium through which to move. A ray is the straight line that represents the path of light. A beam is a group of parallel rays. • Light waves are characterized by their wavelengths and the frequency of their wavelengths • The size of a wave is measured as its wavelength, which is the distance between any two corresponding points on successive waves, usually crest-to-crest or trough-to-trough. The wavelength can be measured from any point on a wave as long as it is measured to the same point on the next wave. 	<p>In order to meet this standard, it is expected that students will</p> <ul style="list-style-type: none"> • diagram and label a representation of a light wave, including wavelength, crest, and trough. • explain the relationships between wavelength and the color of light. Name the colors of the visible spectrum. • explain the terms transparent, translucent, and opaque, and give an example of each. • compare and contrast reflection and refraction, using water, prisms, and mirrors. • analyze the effects of a prism on white light and describe why this occurs. • explain the relationship between the refraction of light and the formation of a rainbow.

5.3 The student will investigate and understand basic characteristics of visible light and how it behaves. Key concepts include

- transverse waves;
- the visible spectrum;
- opaque, transparent, and translucent;
- reflection of light from reflective surfaces; and
- refraction of light through water and prisms.

<p>Understanding the Standard (Background Information for Instructor Use Only)</p>	<p>Essential Knowledge, Skills, and Processes</p>
---	--

Transverse Wave



- Frequency is the number of waves passing a given point every second. The greater the frequency, the greater the amount of energy.
- Light waves are waves of energy. The amount of energy in a light wave is proportionally related to its frequency: high frequency light has high energy; low frequency light has low energy. The more wavelengths in a light wave in a given period of time, the higher the energy level. Thus gamma rays have the most energy, and radio waves have the least. Of visible light, violet has the most energy and red the least.

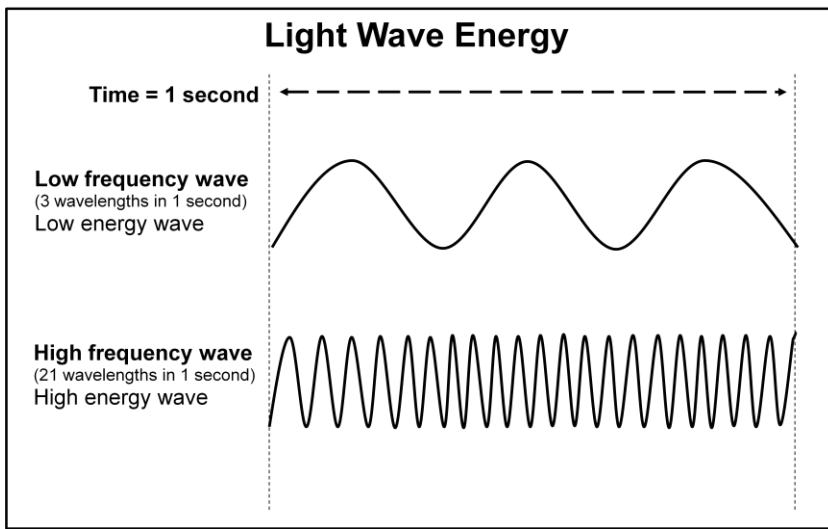
Standard 5.3

Strand: Force, Motion, and Energy

- 5.3 The student will investigate and understand basic characteristics of visible light and how it behaves. Key concepts include
- a) transverse waves;
 - b) the visible spectrum;
 - c) opaque, transparent, and translucent;
 - d) reflection of light from reflective surfaces; and
 - e) refraction of light through water and prisms.

Understanding the Standard
(Background Information for Instructor Use Only)

Essential Knowledge, Skills, and Processes



- The entire range of electromagnetic radiation (light) is called the electromagnetic spectrum.

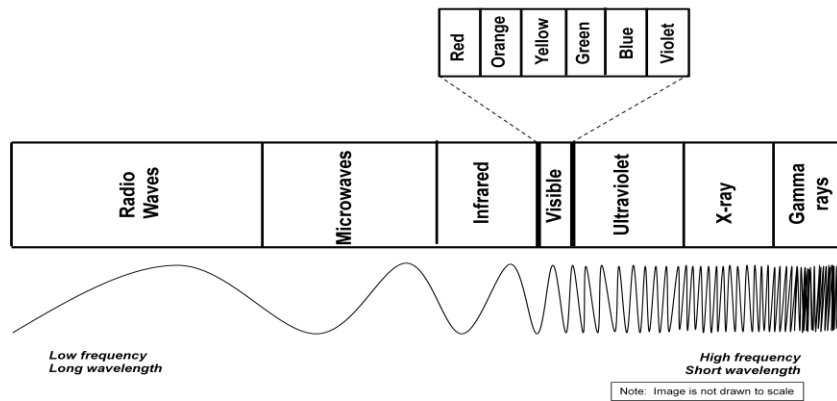
- 5.3 The student will investigate and understand basic characteristics of visible light and how it behaves. Key concepts include
- transverse waves;
 - the visible spectrum;
 - opaque, transparent, and translucent;
 - reflection of light from reflective surfaces; and
 - refraction of light through water and prisms.

Understanding the Standard

(Background Information for Instructor Use Only)

Essential Knowledge, Skills, and Processes

Electromagnetic Spectrum



- The only difference between the various types of electromagnetic radiation is the amount of energy. Sunlight consists of the entire electromagnetic spectrum.
- The wavelengths detectible by the human eye represent only a very small part of the total electromagnetic spectrum.
- We see visible light as the colors of the rainbow. Each color has a different wavelength. Red has the longest wavelength and violet has the shortest wavelength. The colors of the visible spectrum from the longest wavelength to the shortest wavelength are: red, orange, yellow, green, blue, and violet (ROYGBV). Most scientists no longer include the color indigo, which used to be included between blue and violet.

Standard 5.3

Strand: Force, Motion, and Energy

<p>5.3 The student will investigate and understand basic characteristics of visible light and how it behaves. Key concepts include</p> <ul style="list-style-type: none"> a) transverse waves; b) the visible spectrum; c) opaque, transparent, and translucent; d) reflection of light from reflective surfaces; and e) refraction of light through water and prisms. 	
<p style="text-align: center;">Understanding the Standard (Background Information for Instructor Use Only)</p>	<p style="text-align: center;">Essential Knowledge, Skills, and Processes</p>
<ul style="list-style-type: none"> • Black and white are not spectral colors. Black is when a material absorbs all the visible light and no light is reflected back. Black is a total absence of reflected light. White is a reflection of all visible light together. • Light travels in straight paths until it hits an object, where it bounces off (is reflected), is bent (is refracted), passes through the object (is transmitted), or is absorbed as heat. • The term reflected light refers to light waves that are neither transmitted nor absorbed, but are thrown back from the surface of the medium they encounter. If the surface of the medium contacted by the wave is smooth and polished (e.g., a mirror), each reflected wave will be reflected back at the same angle as the incident wave. The wave that strikes the surface of the medium (e.g., a mirror) is called the incident wave, and the one that bounces back is called the reflected wave. • Refraction means the bending of a wave resulting from a change in its velocity (speed) as it moves from one medium to another (e.g., light moving from the air into water). The frequency of the wave does not change. • The amount of bending of the light wave (refraction) depends on: <ul style="list-style-type: none"> 1. The density of the material it is entering; 2. The wavelength of the light wave; and 3. The angle at which the original light wave enters the new medium. • Some examples of refraction are when: <ul style="list-style-type: none"> 1. Refraction causes a setting sun to look flat. 2. A spoon appears to bend when it is immersed in a cup of water. The bending seems to take place at the surface of the water, or exactly at the point where there is a change of density. 	

Standard 5.3

Strand: Force, Motion, and Energy

<p>5.3 The student will investigate and understand basic characteristics of visible light and how it behaves. Key concepts include</p> <ul style="list-style-type: none"> a) transverse waves; b) the visible spectrum; c) opaque, transparent, and translucent; d) reflection of light from reflective surfaces; and e) refraction of light through water and prisms. 	
<p>Understanding the Standard (Background Information for Instructor Use Only)</p>	<p>Essential Knowledge, Skills, and Processes</p>
<ul style="list-style-type: none"> 3. Shadows on the bottom of a pool are caused because air and water have different densities. 4. A glass prism disperses white light into its individual colors. As visible light exits the prism, it is refracted and separated into a display of colors. • A rainbow is an example of both refraction and reflection. Sunlight is first refracted when it enters the surface of a spherical raindrop, it is then reflected off the back of the raindrop, and once again refracted as it leaves the raindrop. • A prism can be used to refract and disperse visible light. When the different wavelengths of light in visible light pass through a prism, they are bent at different angles (refracted). Dispersion occurs when we see the light separated into a display of colors: ROYGBV. • Dispersion is the separation of light. Dispersion occurs with transparent surfaces that are not parallel to each other, such as a prism or gemstone facets. • Light passes through some materials easily (transparent materials), through some materials partially (translucent materials), and through some not at all (opaque materials). The relative terms transparent, translucent, and opaque indicate the amount of light that passes through an object. <ul style="list-style-type: none"> 1. Examples of transparent materials include clear glass, clear plastic food wrap, clean water, and air. 2. Examples of translucent materials include wax paper, frosted glass, thin fabrics, some plastics, and thin paper. 3. Examples of opaque materials include metal, wood, bricks, aluminum foil, and thick paper. 	

Grade Five Science Strand

Matter

This strand focuses on the description, physical properties, and basic structure of matter. The major topics developed in this strand include concepts related to the basic description of objects, phases of matter (solids, liquids, and gases – especially water), phase changes, mass and volume, and the structure and classification of matter. This strand includes science standards K.4, K.5, 1.3, 2.3, 3.3, 5.4, 6.4, 6.5, and 6.6.

- 5.4 The student will investigate and understand that matter is anything that has mass and takes up space; and occurs as a solid, liquid, or gas. Key concepts include
- a) distinguishing properties of each phase of matter;
 - b) the effect of temperature on the phases of matter;
 - c) atoms and elements;
 - d) molecules and compounds; and
 - e) mixtures including solutions.

Overview

This standard incorporates various characteristics of matter such as mass, volume, and the effect of temperature changes on the three basic phases of matter. Instruction should center on the basic structure of matter and how it behaves. This standard builds on standard 3.3, which provides a basis for understanding the structure of matter. It is intended that students will actively develop and utilize scientific investigation, reasoning, and logic skills (5.1) in the context of the key concepts presented in this standard.

5.4	<p>The student will investigate and understand that matter is anything that has mass and takes up space; and occurs as a solid, liquid, or gas. Key concepts include</p> <ul style="list-style-type: none"> a) distinguishing properties of each phase of matter; b) the effect of temperature on the phases of matter; c) atoms and elements; d) molecules and compounds; and e) mixtures including solutions.
-----	--

<p>Understanding the Standard (Background Information for Instructor Use Only)</p>	<p>Essential Knowledge, Skills, and Processes</p>
---	--

- | | |
|--|--|
| <ul style="list-style-type: none"> • Matter is anything that has mass and volume. • Mass is the amount of matter in an object. The mass of an object does not change. (Weight of an object changes based on the gravitational pull on it. A person will have the same mass on Earth, Mars, and our moon. However, his or her weight on our moon will be 1/6 of what it is on Earth and will be 1/3 as much on Mars.) • Matter can exist in several distinct forms which are called phases. The three basic phases of matter generally found on Earth are gas, liquid, and solid. (Though other phases of matter have been identified, these are the phases of matter that fifth-grade students are expected to know.) | <p>In order to meet this standard, it is expected that students will</p> <ul style="list-style-type: none"> • construct and interpret a sequence of models (diagrams) showing the activity of molecules in all three basic phases of matter. • construct and interpret models of atoms and molecules. • identify substances as being an element or a compound. • design an investigation to determine how a change in temperature affects the phases of matter (e.g., water). Include in the design ways information will be recorded, what measures will be made, what instruments will be used, and ways the data will be graphed. • compare and contrast mixtures and solutions. |
|--|--|

Characteristics of Gases, Liquids, and Solids		
gas	liquid	solid
Assumes the shape of its container	Assumes the shape of its container	Retains a fixed shape
Assumes the volume of its container – no definite volume	Has a definite volume	Has a definite volume
Compressible (lots of free space between particles)	Not easily compressible (little free space between particles)	Not easily compressible (little free space between particles)
Flows easily (particles can move past one another)	Flows easily (particles can move/slide past one another)	Does not flow easily (rigid-particles cannot move/slide past one another)

<p>5.4 The student will investigate and understand that matter is anything that has mass and takes up space; and occurs as a solid, liquid, or gas. Key concepts include</p> <ul style="list-style-type: none"> a) distinguishing properties of each phase of matter; b) the effect of temperature on the phases of matter; c) atoms and elements; d) molecules and compounds; and e) mixtures including solutions. 	
<p style="text-align: center;">Understanding the Standard (Background Information for Instructor Use Only)</p>	<p style="text-align: center;">Essential Knowledge, Skills, and Processes</p>
<ul style="list-style-type: none"> • As its temperature increases, many kinds of matter change from a solid to a liquid to a gas. As its temperature decreases, that matter changes from a gas to a liquid to a solid. • All matter, regardless of its size, shape, or color, is made of particles (atoms and molecules) that are too small to be seen by the unaided eye. • There are more than 100 known elements that make up all matter. A few of the more familiar elements include: hydrogen (H), oxygen (O), helium (He), carbon (C), sodium (Na), and potassium (K). The smallest part of an element is an atom. • A mixture is a combination of two or more substances that do not lose their identifying characteristics when combined. A solution is a mixture in which one substance dissolves in another. • When two or more elements combine to form a new substance, it is called a compound. There are many different types of compounds because atoms of elements combine in many different ways (and in different whole number ratios) to form different compounds. Examples include water (H₂O) and table salt (NaCl). The smallest part of a compound is a molecule. • Nanotechnology is the study of materials at the molecular (atomic) scale. Items at this scale are so small they are no longer visible with the naked eye. Nanotechnology has shown that the behavior and properties of some substances at the nanoscale (a nanometer is one-billionth of a meter) contradict how they behave and what their properties are at the visible scale. Many products on the market today are already benefiting from nanotechnology such as sunscreens, scratch-resistant coatings, and medical procedures. 	

Grade Five Science Strand

Living Systems

This strand begins in second grade and builds from basic to more complex understandings of a system, both at the ecosystem level and at the level of the cell. The concept of characteristics common to various groups of living organisms, and general and specific classification of organisms based on the characteristics are also presented. The other major topics developed in the strand include the types of relationships among organisms in a food chain, different types of environments and the organisms they support, and the relationship between organisms and their nonliving environment. This strand includes science standards 2.5, 3.5, 3.6, 4.5, 5.5, and 6.7.

- 5.5 The student will investigate and understand that organisms are made of one or more cells and have distinguishing characteristics that play a vital role in the organism’s ability to survive and thrive in its environment. Key concepts include
- a) basic cell structures and functions;
 - b) classification of organisms using physical characteristics, body structures, and behavior of the organism; and
 - c) traits of organisms that allow them to survive in their environment.

Overview

This standard emphasizes the major categories of living organisms and builds on science standards 2.4 and 4.4. The use of a microscope may be applied to the study of plants, animals, and cells. It is intended that students will actively develop and utilize scientific investigation, reasoning, and logic skills (5.1) in the context of the key concepts presented in this standard.

<p>5.5 The student will investigate and understand that organisms are made of one or more cells and have distinguishing characteristics that play a vital role in the organism’s ability to survive and thrive in its environment. Key concepts include</p> <ul style="list-style-type: none"> a) basic cell structures and functions; b) classification of organisms using physical characteristics, body structures, and behavior of the organism; and c) traits of organisms that allow them to survive in their environment. 	
<p style="text-align: center;">Understanding the Standard (Background Information for Instructor Use Only)</p>	<p style="text-align: center;">Essential Knowledge, Skills, and Processes</p>
<ul style="list-style-type: none"> • Living things are made of cells. Cells carry out all life processes. New cells come from existing cells. Cells are too small to be seen with the eye alone. By using a microscope, many parts of a cell can be seen. • Though plant and animal cells are similar, they are also different in shape and in some of their parts. Plant cells tend to be rectangular, while animal cells tend to be spherical or at times irregular. • Organisms that share similar characteristics can be organized into groups in order to help understand similarities and differences. • Plants can be categorized as vascular (having special tissues to transport food and water — for example, trees and flowering plants) and nonvascular (not having tissues to transport food and water — for example, moss, liverworts, and hornworts). Most plants are vascular. • Animals can be categorized as vertebrates (having backbones) or invertebrates (not having backbones). 	<p>In order to meet this standard, it is expected that students will</p> <ul style="list-style-type: none"> • draw, label, and describe the essential structures and functions of plant and animal cells. For plants, include the nucleus, cell wall, cell membrane, vacuole, chloroplasts, and cytoplasm. For animals, include the nucleus, cell membrane, vacuole, and cytoplasm. • design an investigation to make observations of cells. • compare and contrast plant and animal cells and identify their major parts and functions. • group organisms into categories, using their characteristics: plants (vascular and nonvascular) and animals (vertebrates or invertebrates). Name and describe two common examples of each group. • compare and contrast the distinguishing characteristics of groups of organisms. • identify and explain traits of organisms that allow them to survive in their environment.

Grade Five Science Strand

Interrelationships in Earth/Space Systems

This strand focuses on student understanding of how Earth systems are connected and how Earth interacts with other members of the solar system. The topics developed include shadows; relationships between the sun and Earth; weather types, patterns, and instruments; properties of soil; characteristics of the ocean environment; and organization of the solar system. This strand includes science standards K.8, 1.6, 2.6, 3.7, 4.6, 5.6, and 6.8.

- 5.6 The student will investigate and understand characteristics of the ocean environment. Key concepts include
- a) geological characteristics;
 - b) physical characteristics; and
 - c) ecological characteristics.

Overview

This standard extends the study of ecosystems to the ocean environment. It focuses on the major descriptive characteristics of oceans. Among the concepts are the geological characteristics of the ocean floor, the physical characteristics of ocean water, and the ecological characteristics of communities of marine organisms. Connections can be made to standards 5.2, 5.3, 5.4, 5.5, and 5.7. It is intended that students will actively develop and utilize scientific investigation, reasoning, and logic skills (5.1) in the context of the key concepts presented in this standard.

Standard 5.6

Strand: Interrelationships in Earth/Space Systems

<p>5.6 The student will investigate and understand characteristics of the ocean environment. Key concepts include</p> <ul style="list-style-type: none"> a) geological characteristics; b) physical characteristics; and c) ecological characteristics. 	
<p>Understanding the Standard (Background Information for Instructor Use Only)</p>	<p>Essential Knowledge, Skills, and Processes</p>
<ul style="list-style-type: none"> • Oceans cover about 70 percent of the surface of Earth. • Important features of the ocean floor near the continents are the continental shelf, the continental slope, and the continental rise. These areas are covered with thick layers of sediments (sand, mud, rocks). • The depth of the ocean varies. Ocean trenches are very deep, and the continental shelf is relatively shallow. • Ocean water is a complex mixture of gases (air) and dissolved solids (salts, especially sodium chloride). Marine organisms are dependent on dissolved gases for survival. The salinity of ocean water varies in some places depending on rates of evaporation and amount of runoff from nearby land. • The basic motions of ocean water are the waves, currents, and tides. • Ocean currents, including the Gulf Stream, are caused by wind patterns and the differences in water densities (due to salinity and temperature differences). Ocean currents affect the mixing of ocean waters. This can affect plant and animal populations. Currents also affect navigation routes. • As the depth of ocean water increases, the temperature decreases, the pressure increases, and the amount of light decreases. These factors influence the type of life forms that are present at a given depth. • Plankton are tiny free-floating organisms that live in water. Plankton may be animal-like or plant-like. Animal-like plankton are called zooplankton. Plant-like plankton (phytoplankton) carry out most of the photosynthesis on Earth. Therefore, they provide much of Earth’s oxygen. Phytoplankton form the base of the ocean food web. Plankton flourish in areas where nutrient-rich water upwells from the deep. 	<p>In order to meet this standard, it is expected that students will</p> <ul style="list-style-type: none"> • create and interpret a model of the ocean floor and label and describe each of the major features. • research and describe the variation in depths associated with ocean features, including the continental shelf, slope, rise, the abyssal plain, and ocean trenches. • design an investigation (including models and simulations) related to physical characteristics of the ocean environment (depth, salinity, formation of waves, causes of tides, and currents, such as the Gulf Stream). • interpret graphical data related to physical characteristics of the ocean. • explain the formation of ocean currents and describe and locate the Gulf Stream. • design an investigation (including models and simulations) related to ecological relationships of the ocean environment. • interpret graphical data related to the ecological characteristics of the ocean, such as the number of organisms vs. the depth of the water. • analyze how the physical characteristics (depth, salinity, and temperature) of the ocean affect where marine organism can live. • create and interpret a model of a basic marine food web, including floating organisms (plankton), swimming organisms, and organisms living on the ocean floor.

Grade Five Science Strand

Earth Patterns, Cycles, and Change

This strand focuses on student understanding of patterns in nature, natural cycles, and changes that occur both quickly and slowly over time. An important idea represented in this strand is the relationship among Earth patterns, cycles, and change and their effects on living things. The topics developed include noting and measuring changes, weather and seasonal changes, the water cycle, cycles in the Earth-moon-sun system, our solar system, and change in Earth's surface over time. This strand includes science standards K.9, K.10, 1.7, 2.7, 3.8, 3.9, 4.7, 4.8, and 5.7.

- 5.7 The student will investigate and understand how Earth’s surface is constantly changing. Key concepts include
- a) identification of rock types;
 - b) the rock cycle and how transformations between rocks occur;
 - c) Earth history and fossil evidence;
 - d) the basic structure of Earth’s interior;
 - e) changes in Earth’s crust due to plate tectonics;
 - f) weathering, erosion, and deposition; and
 - g) human impact.

Overview

This standard focuses on the constantly changing nature of Earth’s surface and builds on concepts learned in standards 4.6 and 4.8. Among the important ideas presented in this standard are the rock cycle, fossil evidence of change over time, energy from within Earth that drives tectonic plate movement, shifting tectonic plates that cause earthquakes and volcanoes, weathering and erosion, and human interaction with Earth’s surface. This standard can be related to several ideas found in science standard 5.6. It is intended that students will actively develop and utilize scientific investigation, reasoning, and logic skills (5.1) in the context of the key concepts presented in this standard.

Standard 5.7

Strand: Earth Patterns, Cycles, and Change

<p>5.7 The student will investigate and understand how Earth’s surface is constantly changing. Key concepts include</p> <ul style="list-style-type: none"> a) identification of rock types; b) the rock cycle and how transformations between rocks occur; c) Earth history and fossil evidence; d) the basic structure of Earth’s interior; e) changes in Earth’s crust due to plate tectonics; f) weathering, erosion, and deposition; and g) human impact. 	
<p style="text-align: center;">Understanding the Standard (Background Information for Instructor Use Only)</p>	<p style="text-align: center;">Essential Knowledge, Skills, and Processes</p>
<ul style="list-style-type: none"> • Rocks have properties that can be observed, tested, and described. Composition, grain size and textural features, color, and the presence of fossils help with identification. Classification keys (5.1) can aid this process. • Rocks move and change over time due to heat and pressure within Earth and due to weathering, erosion, and deposition at the surface. These and other processes constantly change rock from one type to another. • Depending on how rocks are formed, they are classified as sedimentary (layers of sediment cemented together), igneous (melted and cooled, e.g., lava and magma), and metamorphic (changed by heat and pressure). • Scientific evidence indicates Earth is ancient — approximately 4.6 billion years old. The age of many rocks can be determined very reliably. Fossils provide information about life and conditions of the past. • Scientific evidence indicates that Earth is composed of four concentric layers — crust, mantle, outer core, and inner core — each with its own distinct characteristics. The outer two layers are composed primarily of rocky material. The innermost layers are composed mostly of iron and nickel. Pressure and temperature increase with depth beneath the surface. • Earth’s thermal energy causes movement of material within Earth. Large continent-size blocks (plates) move slowly about Earth’s surface, 	<p>In order to meet this standard, it is expected that students will</p> <ul style="list-style-type: none"> • apply basic terminology to explain how Earth’s surface is constantly changing. • draw and label the rock cycle and describe the major processes and rock types involved. • compare and contrast the origin of igneous, sedimentary, and metamorphic rocks. • identify rock samples (granite, gneiss, slate, limestone, shale, sandstone, and coal), using a rock classification key. • make plausible inferences about changes in Earth over time based on fossil evidence. This includes the presence of fossils of organisms in sedimentary rocks of Virginia found in the Appalachian Mountains, Piedmont, and Coastal Plain/Tidewater. • describe the structure of Earth in terms of its major layers — crust, mantle, and outer core and inner core — and how Earth’s interior affects the surface. • differentiate among the three types of plate tectonic boundaries (divergent, convergent, and transform) and how these relate to the changing surface of Earth and the ocean floor (5.6). • compare and contrast the origin of earthquakes and volcanoes and how they affect Earth’s surface.

Standard 5.7

Strand: Earth Patterns, Cycles, and Change

<p>5.7 The student will investigate and understand how Earth’s surface is constantly changing. Key concepts include</p> <ul style="list-style-type: none"> a) identification of rock types; b) the rock cycle and how transformations between rocks occur; c) Earth history and fossil evidence; d) the basic structure of Earth’s interior; e) changes in Earth’s crust due to plate tectonics; f) weathering, erosion, and deposition; and g) human impact. 	
<p style="text-align: center;">Understanding the Standard (Background Information for Instructor Use Only)</p>	<p style="text-align: center;">Essential Knowledge, Skills, and Processes</p>
<p>driven by that thermal energy.</p> <ul style="list-style-type: none"> • Most earthquakes and volcanoes are located at the boundaries of the plates (faults). Plates can move together (convergent boundaries), apart (divergent boundaries), or slip past each other horizontally (transform boundaries, also called strike-slip or sliding boundaries). • Geological features in the oceans (including trenches and mid-ocean ridges) and on the continents (mountain ranges, including the Appalachian Mountains) are caused by current and past plate movements. • Rocks and other materials on Earth’s surface are constantly being broken down both chemically and physically. The products of weathering include clay, sand, rock fragments, and soluble substances. • Materials can be moved by water and wind (eroded) and deposited in new locations as sediment (deposition). • Humans have varying degrees of impact on Earth’s surface through their everyday activities. With careful planning, the impact on the land can be controlled. 	<ul style="list-style-type: none"> • differentiate between weathering, erosion, and deposition. • design an investigation to locate, chart, and report weathering, erosion, and deposition at home and on the school grounds. Create a plan to solve erosion and/or deposition problems that may be found. • describe how people change Earth’s surface and how negative changes can be controlled.